

HOUSING OPTIONS



Mobile Base and Handle

- Includes two (2) fixed and two (2) swivel casters. Swivel casters feature a foot activated brake. Polyolefin caster tread does not mar floors
- Includes handle and all fastening hardware
- Installs without drilling
- Not recommended for housings taller than Mid-Range (37-3/16" High)
- Specify color (add the two (2) letter digit as a prefix from step 1 on page 40)

Cat. No.*	Diameter/ Capacity	Housing Height Increase
■ ■ 240512**	5" @ 650 lbs. ea	4-1/2"
■ ■ 240512S†	5" @ 650 lbs. ea	4-1/2"
■ ■ 240603**	6" @ 700 lbs. ea	5"
■ ■ 240603S†	6" @ 700 lbs. ea	5"

** Must also specify the deduct forklift base

† Supplied with all swivel casters



Roll-Out Shelf

- Typical drawer suspension with 100% extension
- 2" lowered front edge with typical drawer handle
- Supports evenly distributed loads of 400 lbs.
- Adjustable on 3/4" vertical centers
- 25-1/2" d with 1-3/4" raised edges on back and sides. (Equivalent to 05 size drawer, see page 6. The total of the drawer numbers must add up to the housing number.)
- Specify color (add the two (2) letter digit as a prefix from step 1 on page 40)
- Specify Locking system to match housing (add S, M, or N as indicated from step 2 on page 40 as a second digit to the part number).
- Field or factory installed, add an I for Installed or a K for Kitted to the suffix of the part number

Cat. No.*	Housing	Drawer Width
■ ■ RS2230NN00	Slender	18-5/16"
■ ■ RS3030NN00	Standard	25-1/2"
■ ■ RS3630NN00	Medium	31-7/8"
■ ■ RS4530NN00	Extra	39-7/8"
■ ■ RS6030NN00	Double	55-1/16"



Steel Retainer Top with Vinyl Mat

- Heavy-gauge steel top 28-1/4"d, with 3/4" raised edges on all four sides. Flush with all edges of cabinet.
- Includes black duraflex vinyl mat
- Can be field installed (no drilling—fasteners supplied)
- Field or factory installed, add an I for Installed or a K for Kitted to the suffix of the part number
- Specify color (add the two (2) letter digit as a prefix from step 1 on page 40)

Cat. No.*	Housing	Top Size
■ ■ NRT2230NN00	Slender	22-13/16"w
■ ■ NRT3030NN00	Standard	30"w
■ ■ NRT3630NN00	Medium	36-3/8"w
■ ■ NRT4530NN00	Extra	44-3/8"w
■ ■ NRT6030NN00	Double	59-5/8"w

*Order entry note: List the part number of option(s) chosen directly below the housing part numbers.

Accessories are available for both pre-engineered and custom design modular drawer cabinets



Laminated Hardwood Top







- Kiln-dried hard maple, birch or beech grade selects and better.
- 1-3/4" thick, 28" deep with 3/16" rounded edges
- Flush to housing sides
- Finished with a two-coat moisture resistant sealer
- Field or factory installed, add an I for Installed or a K for Kitted to the suffix of the part number

Cat. No.*	Housing	Top Size
NFNHT2230NN00_	Slender	22-13/16"w
NFNHT3030NN00_	Standard	30"w
NFNHT3630NN00_	Medium	36-3/8"w
NFNHT4530NN00_	Extra	44-3/8"w
NFNHT6030NN00_	Double	59-5/8"w



External Lock Bar


- Secures all drawers with hinged bar (*padlock not included*)
- Ideal for mobile applications or use in high-risk locations
- Specify color (*add the two (2) letter digit as a prefix from step 1 on page 40*)

Cat. No.*	Housing
 240ELB270	Desk
 240ELB310	Table
 240ELB350	Bench
 240ELB400	Mid-Range
 240ELB490	Counter
 240ELB680	Eye-Level



Deduct Forklift Base

- Removes forklift channels and closure strips from housing
- Decreases overall height of housing by 2-1/8"
- Cost effective option when using casters
- Cost effective option when stacking cabinets
- Can still be anchored without drilling holes
- Factory removed only



Cabinet Stacking Holes

(Only required if stacked cabinet features Forklift Base)

- Pierced slots in cabinet top pan
- Factory installed only
- Fasteners supplied with cabinet

*Order entry note: List the part number of option(s) chosen directly below the housing part numbers.

HOUSING OPTIONS



Bottom Shelf

- Supports an evenly distributed load
- 25"d with 1" raised edges on back and both sides
- Field or factory installed, add an I for Installed or a K for Kitted to the suffix of the part number
- Specify color (add the two (2) letter digit as a prefix from step 1 on page 40)


Cat. No.*	Housing	Shelf Width	Capacity
■ ■ NFB2230NN00_	Slender	22-5/16"	400 lbs.
■ ■ NFB3030NN00_	Standard	28-1/2"	400 lbs.
■ ■ NFB3630NN00_	Medium	34-7/8"	400 lbs.
■ ■ NFB4530NN00_	Extra	42-7/8"	800 lbs.
■ ■ NFB6030NN00_	Double	58-1/8"	800 lbs.



Adjustable Shelf

- Supports an evenly distributed load
- Adjustable on 3/4" vertical centers
- 25"d with 1" raised edges on back and both sides
- 1-1/2" lowered front edge
- Field or factory installed, add an I for Installed or a K for Kitted to the suffix of the part number
- Specify color (add the two (2) letter digit as a prefix from step 1 on page 40)

Cat. No.*	Housing	Shelf Width
400 lbs.		
■ ■ NAS2230NN00_	Slender	22-5/16"
■ ■ NAS3030NN00_	Standard	28-1/2"
■ ■ NAS3630NN00_	Medium	34-7/8"
■ ■ NAS4530NN00_	Extra	42-7/8"
■ ■ NAS6030NN00_	Double	58-1/8"
800 lbs.		
■ ■ NHS2230NN00_	Slender	22-5/16"
■ ■ NHS3030NN00_	Standard	28-1/2"
■ ■ NHS3630NN00_	Medium	34-7/8"
■ ■ NHS4530NN00_	Extra	42-7/8"
■ ■ NHS6030NN00_	Double	58-1/8"



Shelf Dividers

- 24"d with formed front edge to conform to shelf
- Magnetic base flange to hold firmly in place
- Infinite adjustment along length of shelf
- Can be screwed in place
- Can be used on Bottom Shelf
- Specify color (add the two (2) letter digit as a prefix from step 1 on page 40)

Cat. No.*	Description
■ ■ 240DIV09	Shelf Divider, 9"h
■ ■ 240DIV12	Shelf Divider, 12"h

*Order entry note: List the part number of option(s) chosen directly below the housing part numbers.

Accessories are available for both pre-engineered and custom design modular drawer cabinets

Flush Swing Doors

- Doors open 180° on full height continuous hinge
- Two point keyed locking system
- Magnetic door stops included
- Black, plastic easy-access handle
- Not compatible over drawers or over roll-out shelves
- Housing not included
- *Specify color (add the two (2) letter digit as a prefix from step 1 on page 40)*
- Field or factory installed, add an I for Installed or a K for Kitted to the suffix of the part number



Single Door



Double Door

Housing	Housing Width				
	Single, Flush Swing Door			Double, Flush Swing Door	
	Cat. No.* Slender	Cat. No.* Standard	Cat. No.* Medium	Cat. No.* Extra	Cat. No.* Double
Desk	■ ■ N2722SLBL00_	■ ■ N2730SLBL00_	■ ■ N2736SLBL00_	■ ■ N2745DLBL00_	■ ■ N2760DLBL00_
Table	■ ■ N3122SLBL00_	■ ■ N3130SLBL00_	■ ■ N3136SLBL00_	■ ■ N3145DLBL00_	■ ■ N3160DLBL00_
Bench	■ ■ N3522SLBL00_	■ ■ N3530SLBL00_	■ ■ N3536SLBL00_	■ ■ N3545DLBL00_	■ ■ N3560DLBL00_
Mid-Range	■ ■ N4022SLBL00_	■ ■ N4030SLBL00_	■ ■ N4036SLBL00_	■ ■ N4045DLBL00_	■ ■ N4060DLBL00_
Counter	■ ■ N4922SLBL00_	■ ■ N4930SLBL00_	■ ■ N4936SLBL00_	■ ■ N4945DLBL00_	■ ■ N4960DLBL00_
Eye-Level	■ ■ N6822SLBL00_	■ ■ N6830SLBL00_	■ ■ N6836SLBL00_	■ ■ N6845DLBL00_	■ ■ N6860DLBL00_

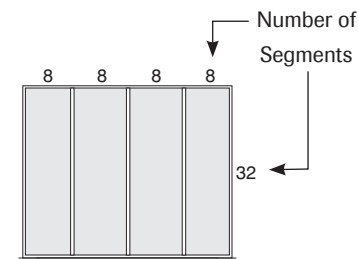
*Order entry note: List the part number of option(s) chosen directly below the housing part numbers.

Accessories are available for both pre-engineered and custom design modular drawer cabinets

DRAWER OPTIONS

Partitions

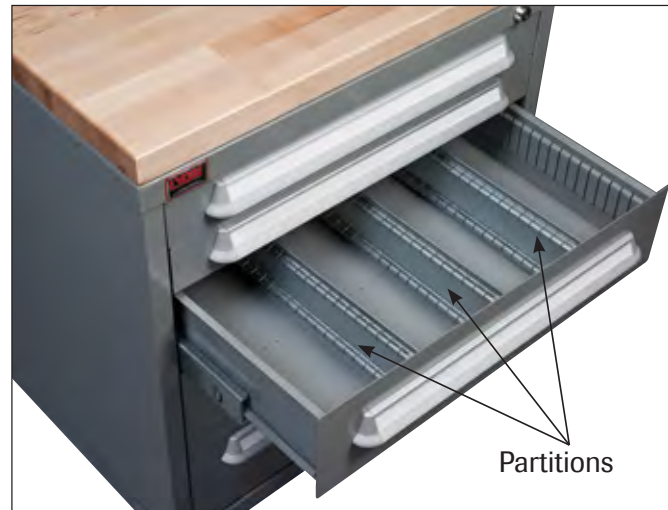
- Used to divide drawer side-to-side
- Slots (*segments*) on drawer walls allow for base flanged partitions to securely fit in place to the drawer bottom
- Galvanized finish



Sample Layout for 07 Drawer

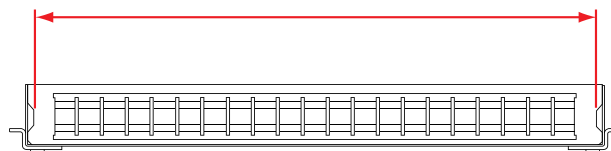
Partitions = (3)

NFAC _ _ _ 3030

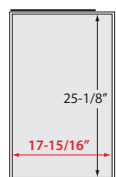


Divide a drawer into four compartments by adding three partitions.

Usable Dimensions Between Drawer Ribs

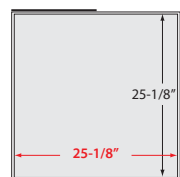


3.1 FT²



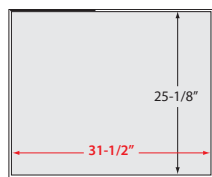
Slender

4.4 FT²



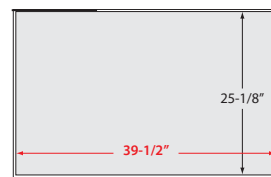
Standard

5.5 FT²



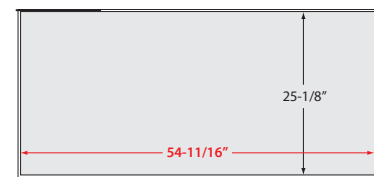
Medium

6.9 FT²



Extra

9.5 FT²



Double

Note: All drawer sizes are designed to carry an evenly distributed load of 400 lbs. In some cases, partitions (screwed in place) are necessary to properly support the bottom of drawer. It is recommended to have one (1) partition in extra and double width drawers.



Drawer Depth	Total Number of Segments Front-to-Back	Compartment Depth (Clear)
All	32	25-1/8"

Drawer Width	Total Number of Segments Side-to-Side	Compartment Width (Clear)
Slender	23	17-15/16"
Standard	32	25-1/8"
Medium	40	31-1/2"
Extra	50	39-1/2"
Double	69	54-11/16"

Drawer Width	Number of Segments	Approximate Length	Cat. No. Fits 04 & 05 Drawers (1-7/8"h)	Cat. No. Fits 06 & 07 Drawers (2-13/16"h)	Cat. No. Fits 08 & 09 Drawers (4-1/2"h)	Cat. No. Fits 10 - 18 Drawers (5-13/16"h)
Slender	23	18-1/4"	NF045P22WK	NF067P22WK	NF089P22WK	NF100P22WK
Standard*	32	25-7/16"	NF045P30WK	NF067P30WK	NF089P30WK	NF100P30WK
Medium	40	31-3/4"	NF045P36WK	NF067P36WK	NF089P36WK	NF100P36WK
Extra	50	39-3/4"	NF045P45WK	NF067P45WK	NF089P45WK	NF100P45WK
Double	69	54-15/16"	NF045P60WK	NF067P60WK	NF089P60WK	NF100P60WK

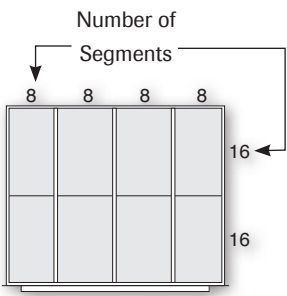
*Use a standard size partition when partitions run from front to back.

Accessories are available for both pre-engineered and custom design modular drawer cabinets

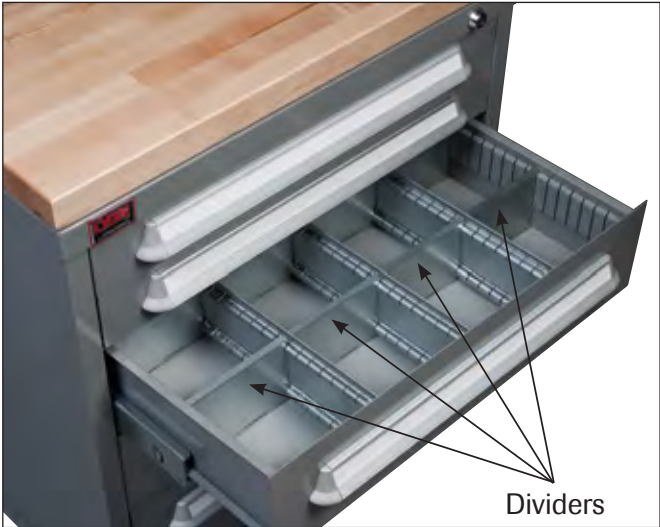
DRAWER OPTIONS

Dividers

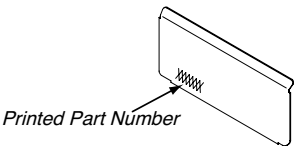
- Used with partitions to further subdivide drawer
- Slots (*segments*) in drawer walls and on partitions allow for dividers to securely fit in place
- Dividers larger than 14 segments feature a base flange to secure it to the drawer bottom with screws supplied
- Galvanized finish



Sample Layout for 07 Drawer
Dividers = (4)
NFHH _ _ _ 3030



Divide a drawer into eight compartments by adding four dividers to three partitions.



Drawer Depth	Total Number of Segments Front-to-Back	Compartment Depth (Clear)
All	32	25-1/8"

Drawer Width	Total Number of Segments Side-to-Side	Compartment Width (Clear)
Slender	23	17-15/16"
Standard	32	25-1/8"
Medium	40	31-1/2"
Extra	50	39-1/2"
Double	69	54-11/16"

Accessories are available for both pre-engineered and custom design modular drawer cabinets



Number of Segments	Approximate Length	Compartment Width (Clear)	Cat. No. Fits 04 & 05 Drawers (1-7/8"h)	Cat. No. Fits 06 & 07 Drawers (2-13/16"h)	Cat. No. Fits 08 & 09 Drawers (4-1/2"h)	Cat. No. Fits 10 - 18 Drawers (5-13/16"h)
3	2-1/4"	1-7/8"	NF045D03K	NF067D03K	NF089D03K	NF100D03K
4	3-1/16"	2-3/4"	NF045D04K	NF067D04K	NF089D04K	NF100D04K
5	3-7/8"	3-1/2"	NF045D05K	NF067D05K	NF089D05K	NF100D05K
6	4-5/8"	4-1/4"	NF045D06K	NF067D06K	NF089D06K	NF100D06K
7	5-7/16"	5-1/8"	NF045D07K	NF067D07K	NF089D07K	NF100D07K
8	6-1/4"	5-7/8"	NF045D08K	NF067D08K	NF089D08K	NF100D08K
9	7-1/16"	6-3/4"	NF045D09K	NF067D09K	NF089D09K	NF100D09K
10	7-7/8"	7-1/4"	NF045D10K	NF067D10K	NF089D10K	NF100D10K
11	8-5/8"	8-1/4"	NF045D11K	NF067D11K	NF089D11K	NF100D11K
12	9-7/8"	9-1/2"	NF045D12K	NF067D12K	NF089D12K	NF100D12K
13	10-1/4"	9-7/8"	NF045D13K	NF067D13K	NF089D13K	NF100D13K
14	11-1/8"	10-3/4"	NF045D14K	NF067D14K	NF089D14K	NF100D14K
15	11-7/8"	11-1/2"	NF045D15K	NF067D15K	NF089D15K	NF100D15K
16	12-5/8"	12-1/4"	NF045D16K	NF067D16K	NF089D16K	NF100D16K
17	13-7/16"	13-1/8"	NF045D17K	NF067D17K	NF089D17K	NF100D17K
18	14-1/4"	13-7/8"	NF045D18K	NF067D18K	NF089D18K	NF100D18K
19	15-1/16"	14-3/4"	NF045D19K	NF067D19K	NF089D19K	NF100D19K
20	15-7/8"	15-1/2"	NF045D20K	NF067D20K	NF089D20K	NF100D20K
21	16-5/8"	16-1/4"	NF045D21K	NF067D21K	NF089D21K	NF100D21K
22	17-7/16"	17-1/8"	NF045D22K	NF067D22K	NF089D22K	NF100D22K
23	18-1/4"	17-7/8"	NF045D23K	NF067D23K	NF089D23K	NF100D23K
24	19-1/16"	18-5/8"	NF045D24K	NF067D24K	NF089D24K	NF100D24K


DRAWER OPTIONS

Plastic Bins and Dividers

- Perfect for storing small items such as screws, nuts, washers
- Can be easily removed when required
- Each size can be sub-divided with corresponding dividers
- Each size has molded-in label holders
- In addition to standard yellow, high carbon content, anti-static conductive black bins and dividers are available

Standard Yellow Bins

Size (w x d x h)	Qty To Fill Standard Drawer	Used With Drawer #	Bin Cat. No.*	Divider Cat. No.*
3" x 3" x 2"	64	04 & 05	240332	240332DIV
3" x 6" x 2"	32	04 & 05	240362	
6" x 6" x 2"	16	04 & 05	240662	240662DIV
3" x 3" x 3"	64	06 & 07	240333	240333DIV
3" x 6" x 3"	32	06 & 07	240363	
6" x 6" x 3"	16	06 & 07	240663	240663DIV



Conductive Black Bins


Size (w x d x h)	Qty To Fill Standard Drawer	Used With Drawer #	Bin Cat. No.*	Divider Cat. No.*
3" x 3" x 2"	64	04 & 05	240332CB	240332CBDIV
3" x 6" x 2"	32	04 & 05	240362CB	
6" x 6" x 2"	16	04 & 05	240662CB	240662CBDIV
3" x 3" x 3"	64	06 & 07	240333CB	240333CBDIV
3" x 6" x 3"	32	06 & 07	240363CB	
6" x 6" x 3"	16	06 & 07	240663CB	240663CBDIV



Plastic Quarter Trays

- Convenient and cost effective way to store very small, loose items
- Four trays fill a standard width drawer
- Designed for two (2) to run front to back in any width drawer

Cat. No.*	Description
240420	20-Compartment, 12-1/2"w x 12-1/2"d x 1-1/4"h each compartment = 2" x 2-5/8"
240435	35-Compartment, 12-1/2"w x 12-1/2"d x 1-1/4"h each compartment = 2" x 1-3/8"



Accessories are available for both pre-engineered and custom design modular drawer cabinets

DRAWER OPTIONS

Individual Drawer Latch-in/Latch-out

- Secures drawers in fully-closed position, and allows drawers to remain fully-opened until latch is released
- Recommended for mobile cabinet applications
- Can be applied to any size drawers (*left side only*)

For more information, refer to page 43 step 6



Hanging File Frame Kit (*Letter Size*)

- Allows you to convert drawers to accept hanging folders
- Adjustable design lets you adapt the length by easily snapping the rails along the score marks
- Can only be used in drawers with usable height of 10-1/8" or drawer number (14) or higher drawers

Quantity that fits into drawer			
Cat. No.*	Drawer	Left-Right	Front-Back
HF1003030**	Slender	2	-
	Standard	2	2
	Medium	2	2
	Extra	2	3
	Double	4	4

****Contains one (1) hanging file frame kit that creates one (1) row of filing**



Drawer Bottom Inserts

Green Felt - 3/64"t x 25-3/8"d

Cat. No.*	Drawer	Width
NGF2230NN00K	Slender	18-3/16"
NGF3030NN00K	Standard	25-3/8"
NGF3630NN00K	Medium	31-3/4"
NGF4530NN00K	Extra	39-3/4"
NGF6030NN00K	Double	55"



Black Polyester Mesh - 1/8"t x 25-3/8"d

Cat. No.*	Drawer	Width
NML2230NN00K	Slender	18-3/16"
NML3030NN00K	Standard	25-3/8"
NML3630NN00K	Medium	31-3/4"
NML4530NN00K	Extra	39-3/4"
NML6030NN00K	Double	55"



White Plastic Sheet - 1/32"t x 25-3/8"d

Cat. No.*	Drawer	Width
NWP2230NN00K	Slender	18-3/16"
NWP3030NN00K	Standard	25-3/8"
NWP3630NN00K	Medium	31-3/4"
NWP4530NN00K	Extra	39-3/4"
NWP6030NN00K	Double	55"



*Order entry note: List the part number of option(s) chosen directly below the housing part numbers.

Accessories are available for both pre-engineered and custom design modular drawer cabinets