

# MOBILE CABINETS

## PRE-ENGINEERED MOBILE CABINETS

**Various mobile cabinet sizes provide a workshop on wheels.**

- Includes easy-to-assemble tubular handle, rubber end caps, and fastening hardware.
- Cabinet built with polyolefin (2) fixed and (2) swivel with brake, 6" dia. x 2" w casters (2,800 lb. capacity) that do not mar floors
- Drawer units feature single drawer access
- Drawer layout kits include black polyester mesh insert



Drawer Number	04	05	06	07	08	09	10	11	12	13	14	15	16	17	18
Usable Height	2-1/4"	3"	3-7/8"	4-5/8"	5-3/8"	6-1/4"	7"	7-3/4"	8-1/2"	9-3/8"	10-1/8"	10-7/8"	11-3/4"	12-1/2"	13-1/4"
Drawer Size	1-7/8"		3"		4-3/8"		6-1/4"								

## OPTIONS



### Hardwood Tops

- Kiln-dried hard maple, birch or beech grade selects and better
- 1-3/4" thick, 28" deep with 3/16" rounded edges
- Flush to housing sides
- Finished with a two-coat moisture resistant sealer
- Field or factory installed, add an I for Installed or a K for Kitted to the suffix of the part number

Cat. No.*	Housing	Top Size
<b>NFNHT3030NN00_</b>	Standard	30"w
<b>NFNHT3630NN00_</b>	Medium	36-3/8"w
<b>NFNHT4530NN00_</b>	Extra	44-3/8"w



### Steel Retainer Top with Vinyl Mat

- Retains small parts from rolling off top of mobile cabinets
- Heavy-gauge steel top 28-1/4"d, with 3/4" raised edges on all four sides. Flush with all edges of cabinet
- Includes black duraflex vinyl mat
- Can be field installed (no drilling—fasteners supplied)
- Shipped pre-assembled when ordered with cabinet
- Specify color (add the two (2) letter digit as a prefix from step 1 on page 40)

Cat. No.*	Housing	Top Size
<b>NRT3030NN00_</b>	Standard	30"w
<b>NRT3630NN00_</b>	Medium	36-3/8"w
<b>NRT4530NN00_</b>	Extra	44-3/8"w

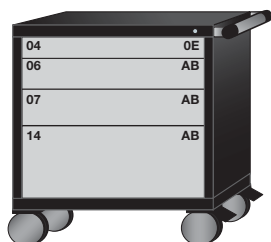


### Black Polyester Mesh Liner

- 1/8"t x 25-3/8"d

Cat. No.*	Drawer	Width
<b>NFNML3030NN00K</b>	Standard	25-3/8"
<b>NFNML3630NN00K</b>	Medium	31-3/4"
<b>NFNML4530NN00K</b>	Extra	39-3/4"

### Standard (30" Wide)



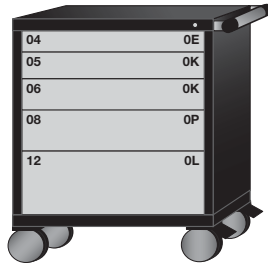
4 drawers with  
21 compartments  
overall height = 35-1/2"

■ ■ S3130301009 ■ ■



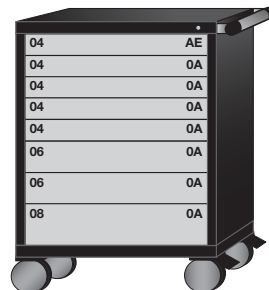
6 drawers with  
75 compartments  
overall height = 38-5/8"

■ ■ S3530301019 ■ ■



5 drawers with  
92 compartments  
overall height = 38-5/8"

■ ■ S3530301020 ■ ■



8 drawers with  
24 compartments  
overall height = 42-9/16"

■ ■ S4030301020 ■ ■

### Medium (36-3/8" Wide)



6 drawers with  
108 compartments  
overall height = 38-5/8"

■ ■ S3536301021 ■ ■



5 drawers with  
104 compartments  
overall height = 38-5/8"

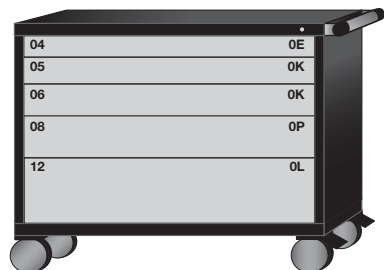
■ ■ S3536301022 ■ ■



5 drawers with  
84 compartments  
overall height = 42-9/16"

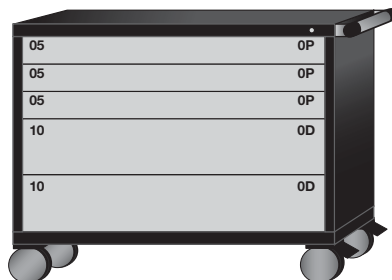
■ ■ S4036301021 ■ ■

### Extra (44-3/8" Wide)




5 drawers with  
92 compartments  
overall height = 38-5/8"

■ ■ S3545301020 ■ ■



5 drawers with  
64 compartments  
overall height = 38-5/8"

■ ■ S3545301023 ■ ■



8 drawers with  
44 compartments  
overall height = 42-9/16"

■ ■ S4045301020 ■ ■

# MOBILE WORKSTATIONS

## SIDE-BY-SIDE CABINETS PROVIDE A WORKSHOP ON WHEELS.

- Includes easy-to-assemble tubular handle, rubber end caps, and fastening hardware.
- Cabinet built with polyolefin (2) fixed and (2) swivel with brake, 6" dia. x 2" w casters (2,800 lb. capacity) that do not mar floors
- Drawer units feature single drawer access
- Cabinet and door locks are keyed-alike
- Drawer layout kits include black polyester mesh insert

Drawer Number	Usable Height	Side Height
04	2-1/4"	1-7/8"
05	3"	
06	3-7/8"	
07	4-5/8"	3"
08	5-3/8"	
09	6-1/4"	
10	7"	4-5/8"
11	7-3/4"	
12	8-1/2"	
13	9-3/8"	6-1/4"
14	10-1/8"	
15	10-7/8"	
16	11-3/4"	
17	12-1/2"	
18	13-1/4"	



## OPTIONS



### Hardwood Tops

- Kiln-dried hard maple, birch or beech grade selects and better
- 1-3/4" thick, 28" deep with 3/16" rounded edges
- Flush to housing sides
- Finished with a two-coat moisture resistant sealer
- *Field or factory installed, add an I for Installed or a K for Kitted to the suffix of the part number*

Cat. No.*	Housing
<b>NFNHT4530WNN00</b>	2 Slender - 45-5/8"w
<b>NFNHT6030WNN00</b>	2 Standard - 60"w



### Steel Retainer Top with Vinyl Mat

- Retains small parts from rolling off top of mobile cabinets
- Heavy-gauge steel top 28-1/4"d, with 3/4" raised edges on all four sides. Flush with all edges of cabinet
- Includes black duraflex vinyl mat
- Shipped pre-assembled when ordered with cabinet
- *Specify color (add the two (2) letter digit as a prefix from step 1 on page 40)*
- *Field or factory installed, add an I for Installed or a K for Kitted to the suffix of the part number*

Cat. No.*	Housing
<b>NRT4530WNN00</b>	2 Slender - 45-5/8"w
<b>NRT6030WNN00</b>	2 Standard - 60"w



### Black Polyester Mesh Liner

- 1/8"t x 25-3/8"d

Cat. No.*	Drawer	Width
<b>NFNML2230NN00K</b>	Slender	18-3/16"
<b>NFNML3030NN00K</b>	Standard	25-3/8"

### Bench (39-3/4" High)



6 drawers with 108 compartments  
base shelf and adjustable shelf behind lockable swing door

■ S352230W1001 ■ - 45-5/8"w  
■ S353030W2001 ■ - 60"w



5 drawers with 104 compartments  
base shelf and adjustable shelf behind lockable swing door

■ S352230W1002 ■ - 45-5/8"w  
■ S353030W2002 ■ - 60"w



4 drawers with 21 compartments  
base shelf and adjustable shelf behind lockable swing door


■ S352230W1003 ■ - 45-5/8"w  
■ S353030W2003 ■ - 60"w



12 drawers with 216 compartments  
■ S352230W1004 ■ - 45-5/8"w  
■ S353030W2004 ■ - 60"w



10 drawers with 208 compartments  
■ S352230W1005 ■ - 45-5/8"w  
■ S353030W2005 ■ - 60"w



8 drawers with 42 compartments  
■ S352230W1006 ■ - 45-5/8"w  
■ S353030W2006 ■ - 60"w

### Mid-Range (43-3/4" High)



6 drawers with 58 compartments  
base shelf and adjustable shelf behind lockable swing door

■ S402230W1001 ■ - 45-5/8"w  
■ S403030W2001 ■ - 60"w



5 drawers with 60 compartments  
base shelf and adjustable shelf behind lockable swing door

■ S402230W1002 ■ - 45-5/8"w  
■ S403030W2002 ■ - 60"w



4 drawers with 96 compartments  
2 base shelves and 2 adjustable shelves behind 2 lockable swing doors

■ S402230W1003 ■ - 45-5/8"w  
■ S403030W2003 ■ - 60"w