

MDC

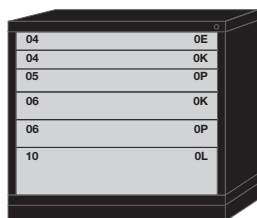
Modular Drawer Cabinets

MEDIUM CABINET - 36-3/8" WIDE BENCH HEIGHT – 33-1/4" H X 28-1/4" D

All Pre-Engineered Modular Drawer Cabinets on this page features a Fork Lift Base.

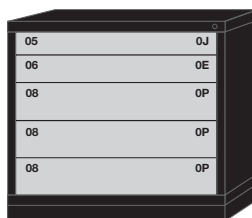
Drawer Number	04	05	06	07	08	09	10	11	12	13	14	15	16	17	18
Usable Height	2-1/4"	3"	3-7/8"	4-5/8"	5-3/8"	6-1/4"	7"	7-3/4"	8-1/2"	9-3/8"	10-1/8"	10-7/8"	11-3/4"	12-1/2"	13-1/4"
Side Height	1-7/8"		3"		4-3/8"		6-1/4"								
Front Height	3-1/16"	3-7/8"	4-5/8"	5-7/16"	6-3/16"	7"	7-3/4"	8-9/16"	9-3/8"	10-1/8"	10-7/8"	11-3/4"	12-1/2"	13-5/16"	14-1/16"

6 Drawers

6 drawers with
108 compartments

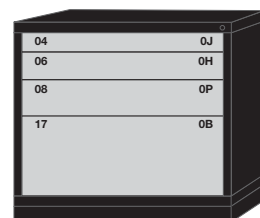
3536301002

5 Drawers

5 drawers with
104 compartments

353630000B

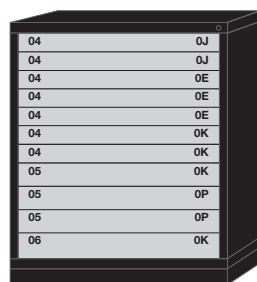
4 Drawers

4 drawers with
88 compartments

353630000A

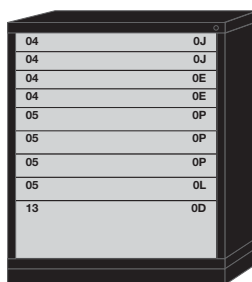
MEDIUM CABINET - 36-3/8" WIDE COUNTER HEIGHT – 44-1/4" H X 28-1/4" D

11 Drawers

11 drawers with
248 compartments

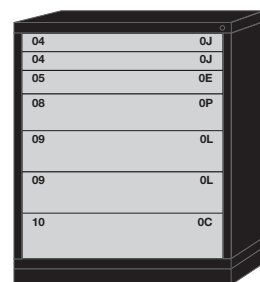
4936301001

9 Drawers

9 drawers with
180 compartments

493630000B

7 Drawers

7 drawers with
137 compartments

493630000D

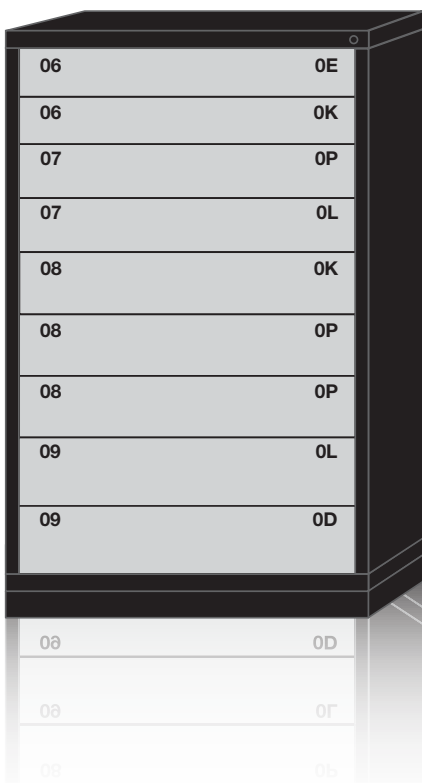
MDC

Modular Drawer Cabinets


MEDIUM CABINET - 36-3/8" WIDE EYE-LEVEL HEIGHT – 59-1/4" H X 28-1/4" D

All Pre-Engineered Modular Drawer Cabinets on this page features a Fork Lift Base.

Drawer Number	04	05	06	07	08	09	10	11	12	13	14	15	16	17	18
Usable Height	2-1/4"	3"	3-7/8"	4-5/8"	5-3/8"	6-1/4"	7"	7-3/4"	8-1/2"	9-3/8"	10-1/8"	10-7/8"	11-3/4"	12-1/2"	13-1/4"
Side Height	1-7/8"		3"		4-3/8"		6-1/4"								
Front Height	3-1/16"	3-7/8"	4-5/8"	5-7/16"	6-3/16"	7"	7-3/4"	8-9/16"	9-3/8"	10-1/8"	10-7/8"	11-3/4"	12-1/2"	13-5/16"	14-1/16"



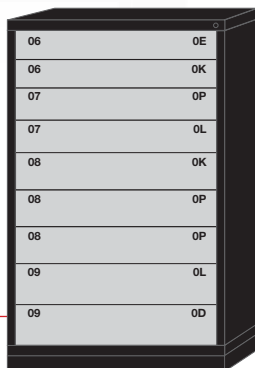
11 Drawers



11 drawers with
269 compartments

683630000F


9 Drawers



9 drawers with
144 compartments

6836301011

8 Drawers



8 drawers with
104 compartments

6836301014



Modular Drawer Cabinets

LAYOUT KITS MEDIUM WIDTH CABINET

How to Order:

Complete the part number with one of the following drawer numbers:

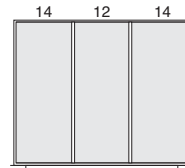
045 for 04 & 05

067 for 06 & 07

089 for 08 & 09

100 for 10+

Example:



3 compartments

NFAB ___ **3630**

↑ ↑ ↑
drawer number

The catalog number for the pre-engineered layout kit for a 04 and 05 drawer number with 2 compartments is:

NFAB0453630

Usable Height

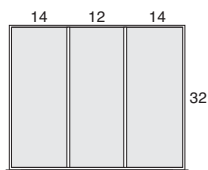
Use the chart below to identify "Usable Height" dimensions for the specific drawer numbers.

Drawer Number	04	05	06	07	08	09	10	11	12	13	14	15	16	17	18
Usable Height	2-1/4"	3"	3-7/8"	4-5/8"	5-3/8"	6-1/4"	7"	7-3/4"	8-1/2"	9-3/8"	10-1/8"	10-7/8"	11-3/4"	12-1/2"	13-1/4"
Side Height	1-7/8"		3"		4-3/8"		6-1/4"								
Front Height	3-1/16"	3-7/8"	4-5/8"	5-7/16"	6-3/16"	7"	7-3/4"	8-9/16"	9-3/8"	10-1/8"	10-7/8"	11-3/4"	12-1/2"	13-5/16"	14-1/16"

Compartment Size

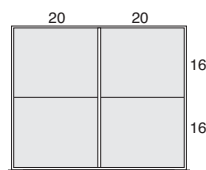
The chart below identifies individual compartment sizes found in the layout kit illustrations.

Compartment Size	3	4	5	6	7	8	9	10	11	12	13	14	15	16	17
Dimension	1-7/8"	2-11/16"	3-1/2"	4-1/4"	5-1/16"	5-7/8"	6-11/16"	7-1/2"	8-1/4"	9-1/16"	9-7/8"	10-11/16"	11-1/2"	12-1/4"	13-1/16"
Compartment Size	18	19	20	21	22	23	24	25	26	27	28	29	30	31	32
Dimension	13-7/8"	14-11/16"	15-1/2"	16-1/4"	17-1/16"	17-7/8"	18-11/16"	19-1/2"	20-1/4"	21-1/16"	21-7/8"	22-11/16"	23-7/16"	24-1/4"	25-1/16"



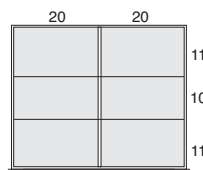
3 compartments

NFAB ___ **3630**



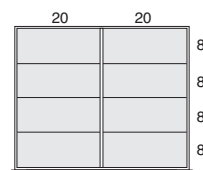
4 compartments

NF0B ___ **3630**



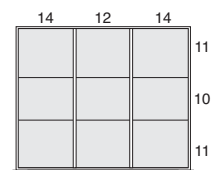
6 compartments

NF0M ___ **3630**



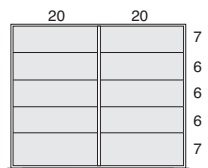
8 compartments

NF0D ___ **3630**



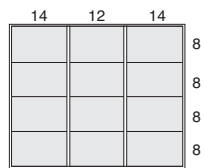
9 compartments

NF0C ___ **3630**



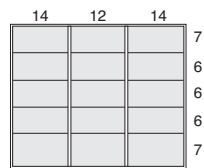
10 compartments

NFAE ___ **3630**



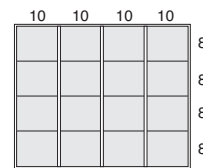
12 compartments

NF0L ___ **3630**



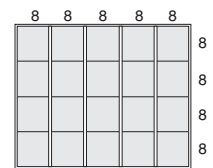
15 compartments

NFKK ___ **3630**



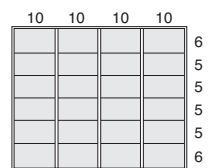
16 compartments

NF0P ___ **3630**



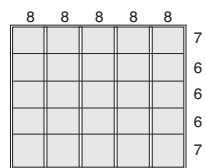
20 compartments

NF0K ___ **3630**



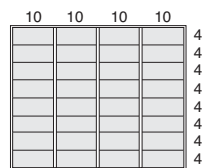
24 compartments

NF0E ___ **3630**



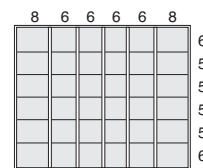
25 compartments

NF0G ___ **3630**



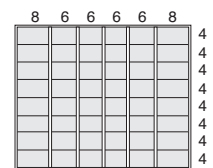
32 compartments

NF0J ___ **3630**



36 compartments

NF0H ___ **3630**



48 compartments

NFTT ___ **3630**

For the usable drawer height dimensions, drawer and housing heights, housing footprints and ordering guide see page 6.